

# WHY NOT TRY...

# TILING

## What do Tilers do?

Wall and floor tilers lay ceramic, clay, slate, marble, glass and other types of tiles on external and internal walls and floors to provide protective and decorative finishes.

## A wall and floor Tiler may perform the following tasks:

- > work out the quantity of materials needed for the job by taking surface measurements or by looking at job specifications or drawings
- > look at plans, measure and mark surfaces to be covered and lay out work
- > prepare wall and floor surfaces by removing old tiles, grout, cement and adhesive
- > fill all holes and cracks, and then clean surfaces
- > attach tiles to surfaces, using correct adhesive, making sure that patterned tiles match
- > use tile-cutting tools to cut and shape tiles needed for edges, corners, or around obstacles such as fittings and pipes
- > space and even the tiles by using tools such as spirit levels, squares and plumb-lines
- > prepare and apply grout, remove excess grout, clean and polish tiles
- > lay floors of cement, granolithic, terrazzo or similar composition
- > apply waterproofing systems

Wall and floor tilers sometimes work in confined areas where bending and kneeling are required. They lift and carry cement and stacks of tiles. They sometimes work at heights using ladders or scaffolding. Most tilers work in small teams and move frequently from one job location to another.

## How do I become a Tiler?






To become a Tiler you usually have to complete an Apprenticeship in General Construction (Wall and Floor Tiling). Entry requirements may vary but employers generally require a minimum of Year 10. Training is usually both on and off the job. The off-the-job training is provided through Registered Training Organisations (RTOs), including Group Training Companies. Details of the training may vary depending on the needs of the employer and are finalised as part of the training agreement.

## Qualifying as a Tiler involves:

- > Three to Four years commitment
- > Attending paid work with a "host employer" for the duration of the apprenticeship
- > Attending off-the-job training at an RTO

## Ideal personal requirements to be a Tiler include:

- > Enjoy practical and manual work
- > Good hand-eye coordination
- > Able to work at heights
- > Able to make simple calculations
- > Able to work accurately and neatly



**How can I do an apprenticeship? Talk to your local RSW representative.**

email: [info@readysetwork.com.au](mailto:info@readysetwork.com.au)  
phone: **1800 819 747** (free call from landlines)

Sources include  
[www.jobguide.thegoodguides.com.au](http://www.jobguide.thegoodguides.com.au)